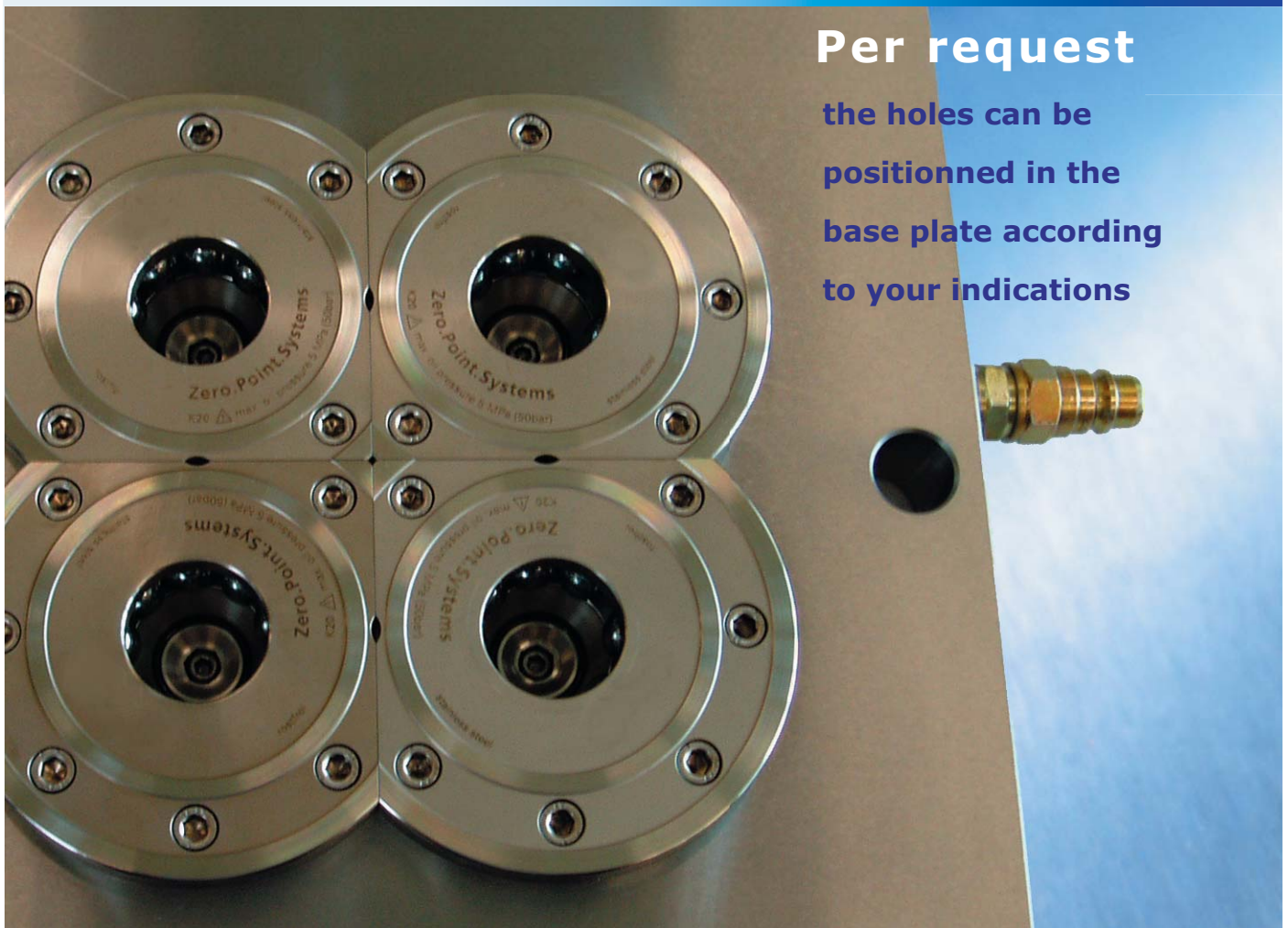


Zeropoint Quickclamping Station



Per request
the holes can be
positioned in the
base plate according
to your indications

Examples of applications



3 Zeropoint
Quickclamping
Stations fixed on a
machining center

Zeropoint Quickclamping Station

Hydraulic Zeropoint Quickclamping Station with 2 Zeropoint Quickclamping cylinders

Hydraulic release

Repeat accuracy < 0,005 mm

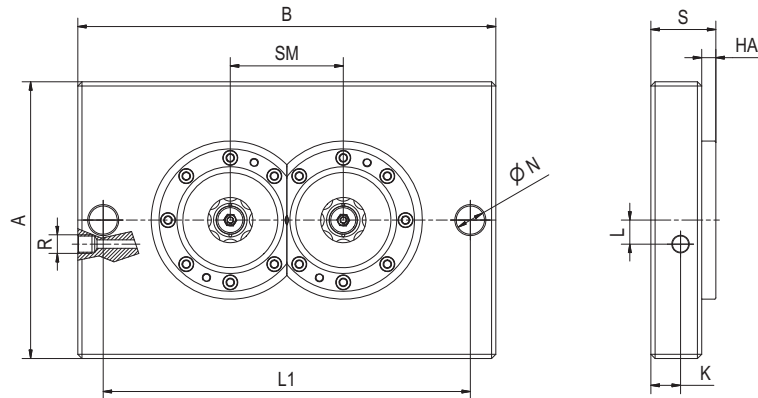
Stainless

No. 6370S2-001

Order no.	Size	Pull-in force up to [kN]	Weight [Kg]
303263	20	2 x 20	16,25
303271	40	2 x 40	32,00

Note:

On wish the holes could be positioned in the base plate according to your indications



Dimensions:

Order no.	Size	A	B	HA	K	L	L1	ØN	R	S	SM
303263	20	196	296	10	21	17	260	20	G1/4	46	80
303271	40	246	346	15	30	21	300	25	G1/4	61	110

Hydraulic Zeropoint Quickclamping Station with 2 Zeropoint Quickclamping cylinders

Hydraulic release

Repeat accuracy < 0,005 mm

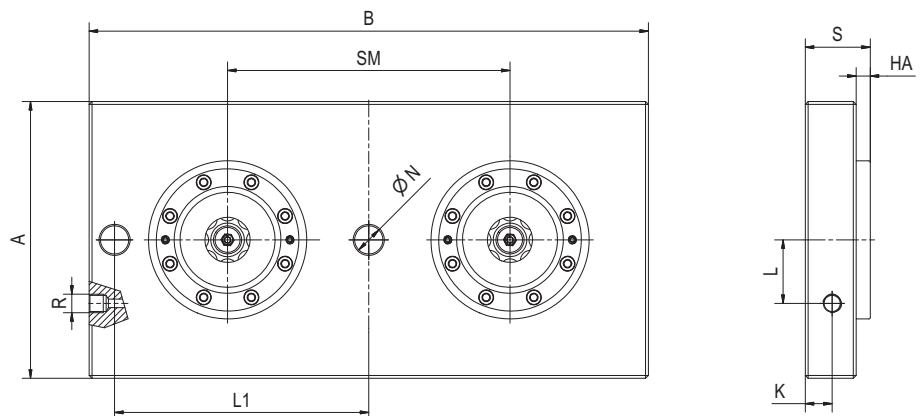
Stainless

No. 6370S2-002

Order no.	Size	Pull-in force up to [kN]	Weight [Kg]
303289	20	2 x 20	21,9
303297	40	2 x 40	59,5

Note:

On wish the holes could be positioned in the base plate according to your indications. Other dimensions and intervals as well as number of Zeropoint Quickclamping cylinders on request.



Dimensions:

Order no.	Size	A	B	HA	K	L	L1	ØN	R	S	SM
303289	20	196	396	10	19	45	180	20	G1/4	46	200
303297	40	296	546	15	26	57	250	25	G1/4	61	320

Zeropoint Quickclamping Station

Hydraulic Zeropoint Quickclamping Station with 4 Zeropoint Quickclamping cylinders

Hydraulic release

Repeat accuracy < 0,005 mm

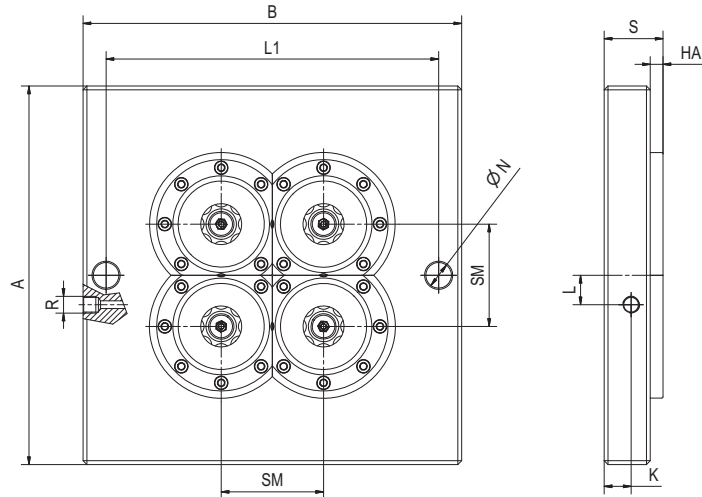
Stainless

No. 6370S4-001

Order no.	Size	Pull-in force up to [kN]	Weight [Kg]
303305	20	4 x 20	25,1
303313	40	4 x 40	45,6

Note:

On wish the holes could be positioned in the base plate according to your indications.



Dimensions:

Order no.	Size	A	B	HA	K	L	L1	ØN	R	S	SM
303305	20	296	296	10	21	23	260	20	G1/4	46	80
303313	40	346	346	15	30	34	300	25	G1/4	61	110

Hydraulic Zeropoint Quickclamping Station with 4 Zeropoint Quickclamping cylinders

Hydraulic release

Repeat accuracy < 0,005 mm

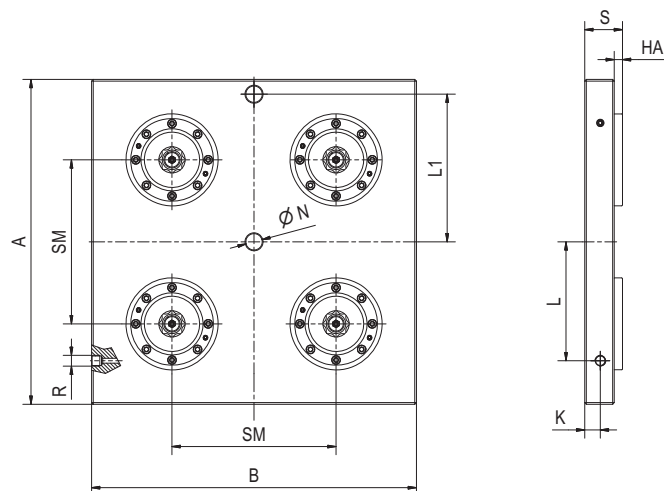
Stainless

No. 6370S4-002

Order no.	Size	Pull-in force up to [kN]	Weight [Kg]
303321	20	4 x 20	44,0
303339	40	4 x 40	110,0

Note:

On wish the holes could be positioned in the base plate according to your indications. Other dimensions and intervals as well as number of Zeropoint Quickclamping cylinders on request.



Dimensions:

Order no.	Size	A	B	HA	K	L	L1	ØN	R	S	SM
303321	20	396	396	10	19	145	180	20	G1/4	46	200
303339	40	546	546	15	26	217	250	25	G1/4	61	320